

# STAUF

— seit 1828 —



## STAUF D 3

Universal dispersion-based adhesive for floor coverings



GISCODE  
D I

### Technical Datasheet

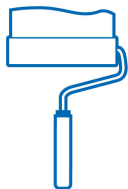
Product number	✓ 141040
Special features	✓ multi purpose use ✓ excellent thread formation ✓ high wet grab
Suitable for installation of	✓ tufted carpet, latex-coated, foam or synthetic double backing ✓ tufted carpet with fleece backing ✓ CV coverings ✓ PVC homogeneous/heterogeneous, with PVC foam backing, quartz-vinyl tiles
Suitable subfloors	✓ calcium sulphate (flow) floors ✓ Raised access floors ✓ STAUF levelling compounds ✓ chipboards (P4 to P7), OSB boards (OSB/2 to OSB/4) ✓ unlined gypsum fibre boards ✓ cement floors
Suitable levelling compounds	✓ STAUF XP 20 ✓ STAUF GS ✓ STAUF GS-Stand ✓ STAUF GS Basic ✓ STAUF FZ ✓ STAUF XP 10 ✓ STAUF RM ✓ STAUF SSP RAPID
Suitable underlays	✓ on request only
Product properties	✓ aging-resistant ✓ suitable on subfloor heating systems ✓ high wet tack ✓ solvent-free ✓ fast setting period ✓ suitable for castors swivel chairs according to DIN EN 12529
Color	✓ cream

Required quantities per m <sup>2</sup>	<ul style="list-style-type: none"> <li>✓ 325g with STAUF notched trowel no. 1</li> <li>✓ 400g with STAUF notched trowel no. 2</li> </ul>
Open time	✓ approx. 5-20 minutes at 20 °C
Flash time	✓ 5 - 10 minutes
Accessibility	✓ after approx. 24 hours
Additional instructions 1	✓ This product is not available in every country. Please address any queries to STAUF's sales department.
Room climate at work site	✓ Minimum 18 °C, maximum 75% rel. humidity, preferably max. 65%
Transport requirements	<ul style="list-style-type: none"> <li>✓ frost-free</li> <li>✓ dry</li> </ul>
Storage requirements	<ul style="list-style-type: none"> <li>✓ frost-free</li> <li>✓ dry</li> <li>✓ cool</li> </ul>
Shelf-life	✓ 9 months
Giscode	✓ D1
Available packaging	✓ 14 kg plastic bucket



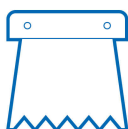
## EXAMINATION OF SUBFLOOR

Prior to processing, the subfloor must be checked according to the standard DIN 18365 or corresponding national standards (e.g. BS 5325). The subfloor shall be resistant to pressure and tension, free of cracks, must have sufficient surface strength, be permanently dry, level, clean and free of contaminants that may prevent adhesion, sinter layers etc. In addition, porosity and grip of surface need to be checked. Also check moisture content and absorption of subfloors as well as temperature, air humidity and subfloor temperature.



## SUBFLOOR PREPARATION

It must be ensured that the subfloor is ready for installation by performing proper subfloor preparation, floors must be clean, have sufficient surface strength, must be level, permanently dry and free of cracks. A mechanical pretreatment of the subfloor (sweeping, vacuuming, mechanical brushing, sanding, milling, shot blasting) must be performed depending on type and condition of subfloor. Cracks and joints, except expansion joints and other construction joints, shall be solidly closed with STAUF repair resin and floor brackets. Cavities and indentations can be filled with a non self-levelling STAUF levelling compound. Before installing floor coverings, the properly prepared sub floors must normally be levelled using the appropriate STAUF levelling compound. Once sub floors have been levelled, do not apply primers.

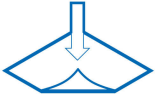


## PROCESSING

With regard to installation, always additionally observe floor manufacturers instructions. Apply adhesives to the sub-floor with a suitable application device, avoid the formation of puddles or adhesive nests. After specified flash-time and after the adhesive film has become transparent, install floor covering during open time and press down or rub down firmly. Particularly when installing resilient floor coverings with a fleece or similar backing, the flash-off time and open time are reduced. Make sure backing is completely wetted! After a rest period of 15-30 minutes, rub or roll floor covering down thoroughly. Rub down raised floor


covering edges again within 60 minutes.

## ACCESSIBILITY



Load bearing after 24 hours. Fuse joints at the earliest after 48 hours.

## LIMITATION OF LIABILITY



The foregoing representations are based on the results of our most current product and material testing and are of a non-obligatory advisory nature only since we have no control over the actual quality of workmanship, materials used and worksite conditions. As such, they do not constitute an express or implied warranty of any kind. The same applies to our commercial and technical consultation services which are provided free-of-charge and without obligation. Therefore, we strongly recommend that prior on-site testing be conducted to observe and study the suitability of the product for the intended purpose. With the release of this technical information, all prior technical information (technical data sheets, installation recommendations and other information regarding similar purposes) becomes invalid.

**STAUF KLEBSTOFFWERK GMBH** . Oberhausener Str. 1 . 57234 Wilnsdorf . Germany  
Fon: +49 (0) 2739 301-0 . Fax: +49 (0) 2739 301-200 . Email: [info@stauf.de](mailto:info@stauf.de)

16.10.2023 - 20:16:03